

# News Release



Date: 28 August 2008  
No. : 153/2008  
Time of release: 11.00 hrs

**Theme:**  
**Population and Social  
Conditions**

**Compiled by:**  
**Demography, Society & Living  
Conditions Unit**  
e-mail: [population.nso@gov.mt](mailto:population.nso@gov.mt)  
Tel: 25997629

The monthly calendar of  
NSO News Releases may  
be consulted on the Office's  
website at [www.nso.gov.mt](http://www.nso.gov.mt)

## Culture

### Band Clubs 2007

During 2007, there were a total of 92 band clubs in operation and a total of 3,994 *bandisti*.

This news release covers data on band clubs for the years 2005-2007. There were 92 band clubs in operation in 2007. The total number of *bandisti*, both resident and trainee, totalled 3,994, a decrease of 4.2 per cent, with respect to 2005.

The number of persons in band committees increased, from 1,574 in the year 2005 to 1,699 during the year under review, a percentage increase of 7.9 per cent. Band club membership for this year stood at 25,357 members – an increase of 4.7 per cent over the 24,226 members in 2005.

During 2007, band club membership registered 6.6 per cent of the total population aged 5-84 years – a 0.2 per cent increase over the previous two years.

Although not exclusively the domain of men, this sector is primarily dominated by males. In fact, 77.1 per cent of band club members in 2007 were men whilst 22.9 per cent were females. Women representatives on band committees amounted to 12.6 per cent of the total committee members, an increase of 0.3 per cent over 2005.

This survey registered also an increase of resident female *bandisti* during 2007. In fact, during 2007, the percentage of resident female *bandisti* amounted to 25.3 per cent of all the participants within this category – an increase of nearly one per cent over the previous year.

In 2007, a total of 1,260 band programmes were performed throughout Malta and Gozo. Of these, 62.5 per cent were held within the same locality of the band club.

Band clubs produced various types of publications in 2007, such as books, magazines, audiocassettes and CDs. The Southern Harbour district was the most productive in this area – with over 30.2 per cent of total publications. The South Eastern and Northern Harbour districts follow, with 20.9 and 18.3 per cent of total publications respectively. Band clubs in the Western district had the smallest number of publications, with just over eight per cent of the total.

The liveliest participation in band clubs was recorded in the Northern Harbour district, with a total of 944 *bandisti*, of whom 588 were resident and 356 were trainees. The South Eastern district was a close second with 766 *bandisti* where 488 were resident and 278 trainees. The South Eastern district also comprised the largest number of band club members – 5,560 males and 2,576 females – 8,136 members in all.

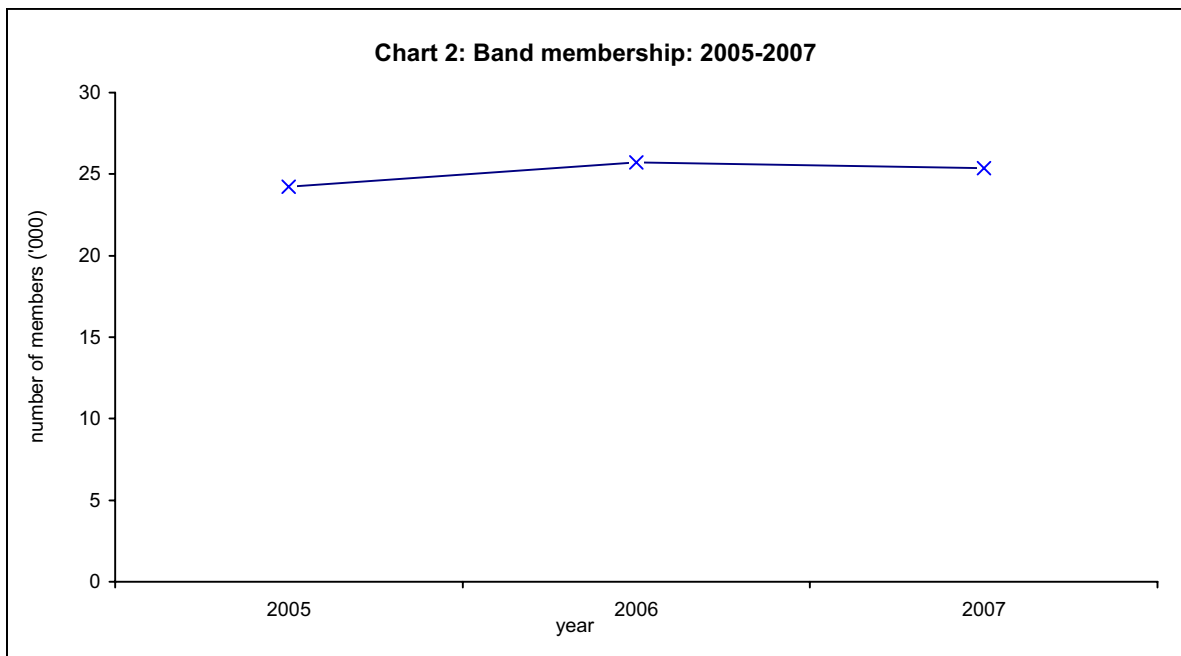
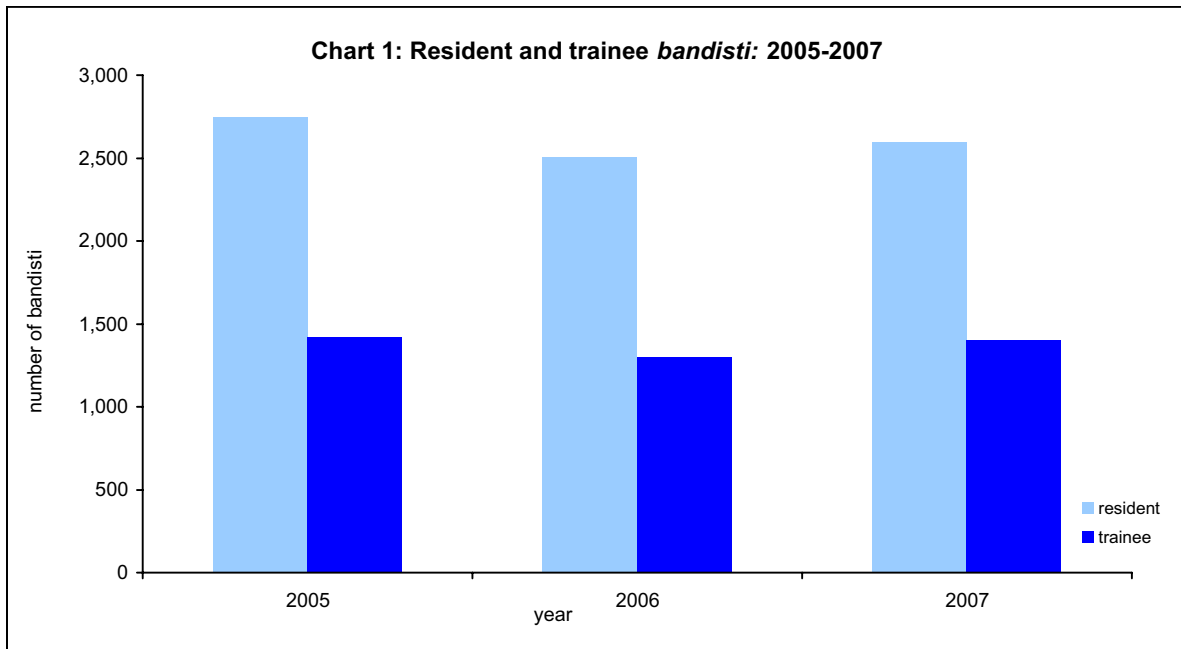
In the year 2007, band club expenditure decreased by 5.7 per cent over 2006, but increased by 6.8 per cent over 2005. The bulk of the expenditure – 40.0 per cent – went towards remuneration to *bandisti*. The 'other expenditure' category accounted for 29.0 per cent of total expenditure.

The total income of band clubs in 2007 decreased by 1.5 per cent over 2006. Donations made up 31.2 per cent of the total income.

**National Statistics Office  
Library & Information Unit**  
Lascaris, Valletta VLT 2000, Malta  
Tel: (+356) 25997219  
Fax: (+356) 25997205  
e-mail: [nso@gov.mt](mailto:nso@gov.mt)  
<http://www.nso.gov.mt>

**Table 1. Band club membership: 2005-2007**

	2005			2006			2007		
	Males	Females	Total	Males	Females	Total	Males	Females	Total
Resident <i>bandisti</i>	1,995	754	<b>2,749</b>	1,895	612	<b>2,507</b>	1,937	656	<b>2,593</b>
Trainee <i>bandisti</i>	877	542	<b>1,419</b>	824	475	<b>1,299</b>	886	515	<b>1,401</b>
Band membership	19,812	4,414	<b>24,226</b>	20,022	5,707	<b>25,729</b>	19,541	5,816	<b>25,357</b>
Band committees	1,381	193	<b>1,574</b>	1,400	196	<b>1,596</b>	1,485	214	<b>1,699</b>

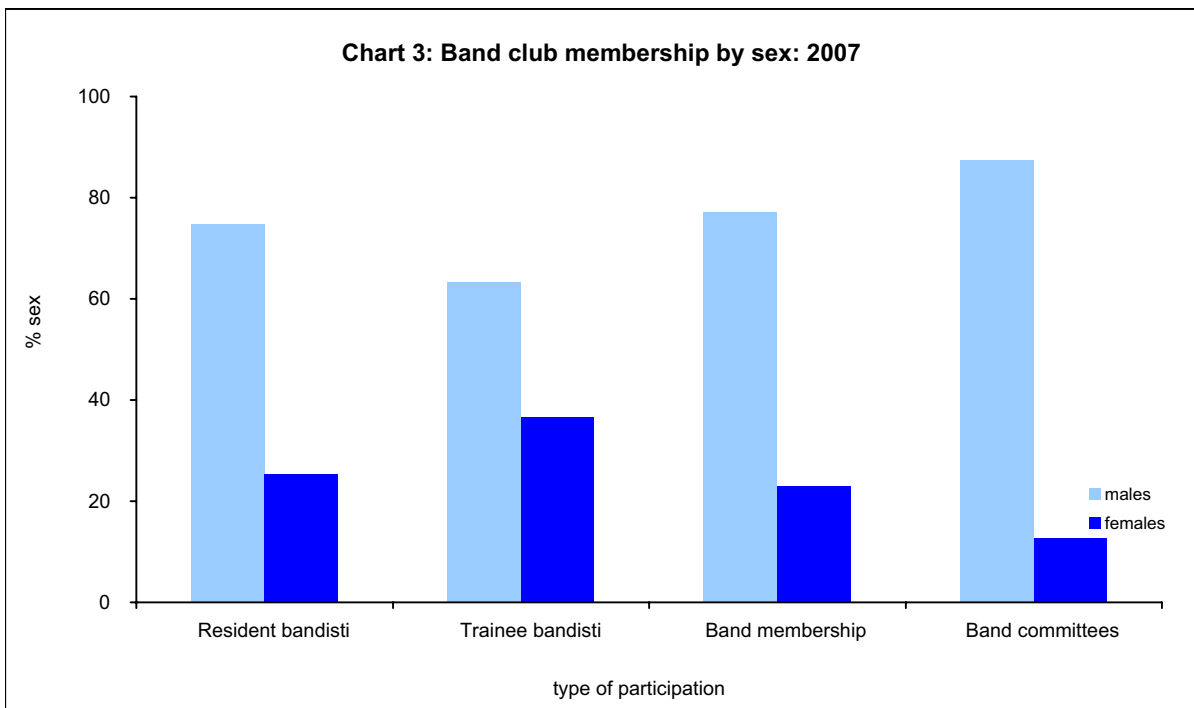


**Table 2. Band club membership: 2005-2007**  
as a percentage of the total population aged between 5-84 years

	2005			2006			2007		
	Males	Females	Total	Males	Females	Total	Males	Females	Total
	%								
Resident <i>bandisti</i>	1.1	0.4	<b>0.7</b>	1.0	0.3	<b>0.7</b>	1.0	0.3	<b>0.7</b>
Trainee <i>bandisti</i>	0.5	0.3	<b>0.4</b>	0.4	0.2	<b>0.3</b>	0.5	0.3	<b>0.4</b>
Band membership	10.5	2.3	<b>6.4</b>	10.5	3.0	<b>6.7</b>	10.2	3.0	<b>6.6</b>
Band committees	0.7	0.1	<b>0.4</b>	0.7	0.1	<b>0.4</b>	0.8	0.1	<b>0.4</b>

**Table 3. Band club membership by sex: 2005-2007**  
as a percentage of total band club membership

	2005			2006			2007		
	Males	Females	Total	Males	Females	Total	Males	Females	Total
	%								
Resident <i>bandisti</i>	72.6	27.4	<b>100.0</b>	75.6	24.4	<b>100.0</b>	74.7	25.3	<b>100.0</b>
Trainee <i>bandisti</i>	61.8	38.2	<b>100.0</b>	63.4	36.6	<b>100.0</b>	63.2	36.8	<b>100.0</b>
Band membership	81.8	18.2	<b>100.0</b>	77.8	22.2	<b>100.0</b>	77.1	22.9	<b>100.0</b>
Band committees	87.7	12.3	<b>100.0</b>	87.7	12.3	<b>100.0</b>	87.4	12.6	<b>100.0</b>



**Table 4. Ratios for trainee *bandisti* and resident *bandisti*: 2005-2007**

Year	Sex	Ratio resident <i>bandisti</i> / trainee <i>bandisti</i>	Ratio trainee <i>bandisti</i> / resident <i>bandisti</i>
2005	Males	2.3	0.4
	Females	1.4	0.7
	<b>Total</b>	<b>1.9</b>	<b>0.5</b>
2006	Males	2.3	0.4
	Females	1.3	0.8
	<b>Total</b>	<b>1.9</b>	<b>0.5</b>
2007	Males	2.2	0.5
	Females	1.3	0.8
	<b>Total</b>	<b>1.9</b>	<b>0.5</b>

**Table 5. Band programmes: 2005-2007**

	2005	2006	2007
In own locality	736	795	787
In other localities	482	471	473
<b>Total</b>	<b>1,218</b>	<b>1,266</b>	<b>1,260</b>

**Table 6. Band club publications by region and district: 2007**

Administrative area	Books	Audio cassettes & CDs	Magazines (including leaflets)
<b>MALTA</b>	<b>78</b>	<b>64</b>	<b>126</b>
<b>Malta</b>	<b>72</b>	<b>52</b>	<b>112</b>
<b>Gozo and Comino</b>	<b>6</b>	<b>12</b>	<b>14</b>
Southern Harbour	22	20	39
Northern Harbour	16	9	24
South Eastern	19	11	26
Western	7	4	11
Northern	8	8	12
Gozo and Comino	6	12	14

**Table 7. Resident *bandisti* by region & district, sex and percentage distribution: 2007**

Administrative area	Males	Females	Total	Males	Females	Total
				% total		
<b>MALTA</b>	<b>1,937</b>	<b>656</b>	<b>2,593</b>	<b>100.0</b>	<b>100.0</b>	<b>100.0</b>
<b>Malta</b>	<b>1,527</b>	<b>562</b>	<b>2,089</b>	<b>78.8</b>	<b>85.7</b>	<b>80.6</b>
<b>Gozo and Comino</b>	<b>410</b>	<b>94</b>	<b>504</b>	<b>21.2</b>	<b>14.3</b>	<b>19.4</b>
Southern Harbour	330	92	<b>422</b>	17.0	14.0	<b>16.3</b>
Northern Harbour	431	157	<b>588</b>	22.3	23.9	<b>22.7</b>
South Eastern	368	120	<b>488</b>	19.0	18.3	<b>18.8</b>
Western	208	87	<b>295</b>	10.7	13.3	<b>11.4</b>
Northern	190	106	<b>296</b>	9.8	16.2	<b>11.4</b>
Gozo and Comino	410	94	<b>504</b>	21.2	14.3	<b>19.4</b>

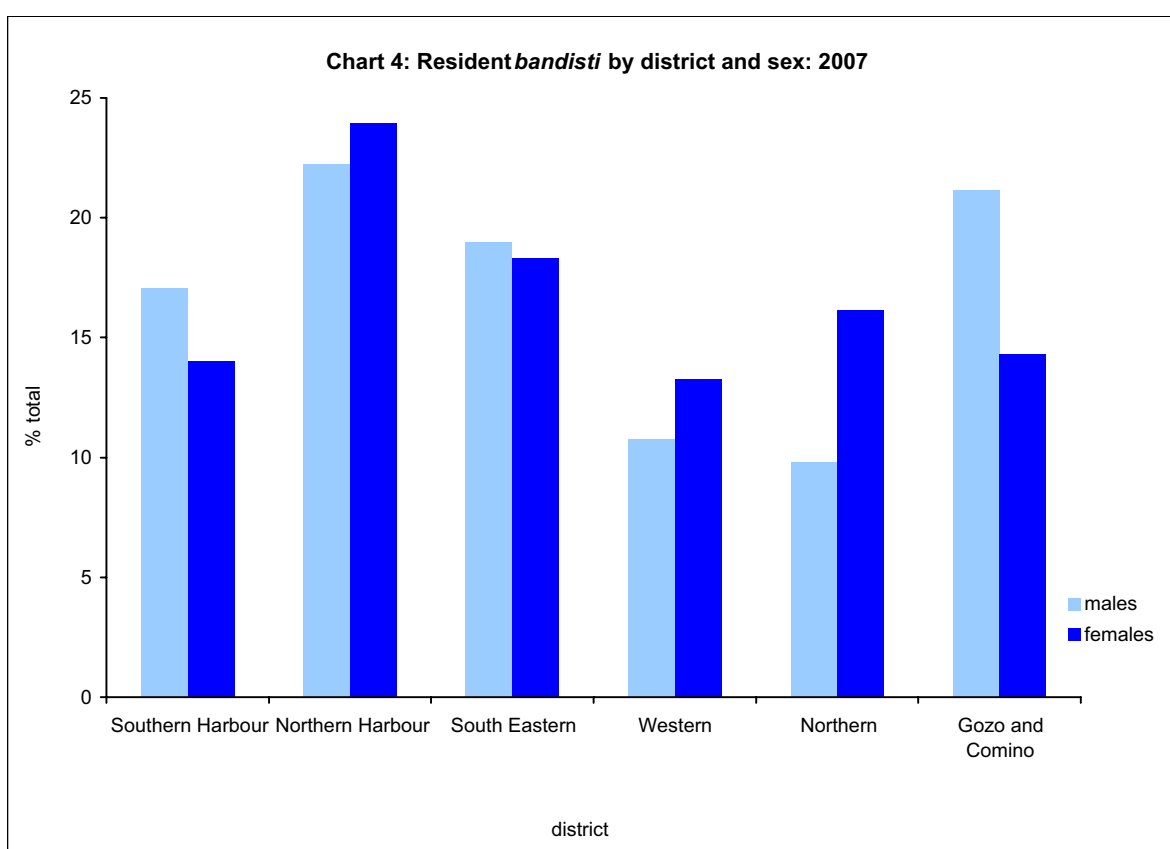
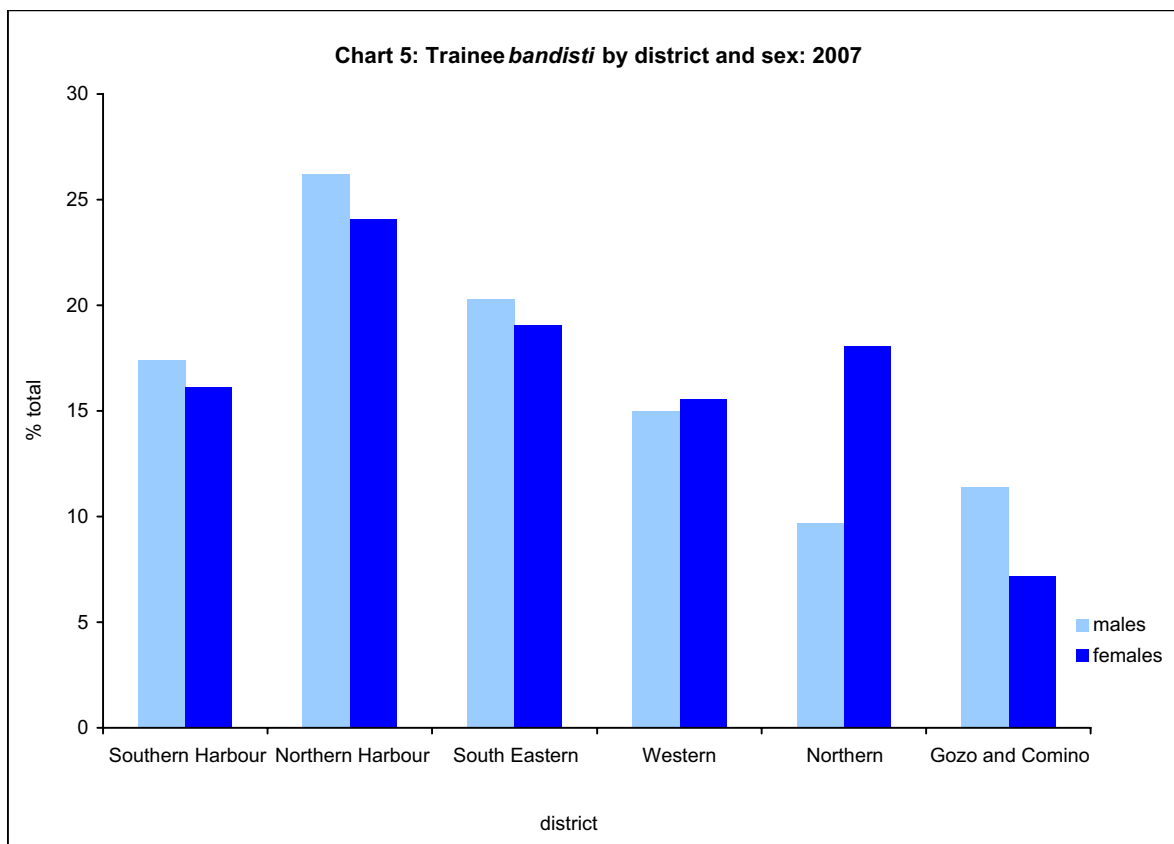


Table 8. Trainee *bandisti* by region & district, sex and percentage distribution: 2007

Administrative area	Males	Females	Total	Males	Females	Total
				% total		
<b>MALTA</b>	<b>886</b>	<b>515</b>	<b>1,401</b>	<b>100.0</b>	<b>100.0</b>	<b>100.0</b>
<b>Malta</b>	<b>785</b>	<b>478</b>	<b>1,263</b>	<b>88.6</b>	<b>92.8</b>	<b>90.1</b>
<b>Gozo and Comino</b>	<b>101</b>	<b>37</b>	<b>138</b>	<b>11.4</b>	<b>7.2</b>	<b>9.9</b>
Southern Harbour	154	83	<b>237</b>	17.4	16.1	<b>16.9</b>
Northern Harbour	232	124	<b>356</b>	26.2	24.1	<b>25.4</b>
South Eastern	180	98	<b>278</b>	20.3	19.0	<b>19.8</b>
Western	133	80	<b>213</b>	15.0	15.5	<b>15.2</b>
Northern	86	93	<b>179</b>	9.7	18.1	<b>12.8</b>
Gozo and Comino	101	37	<b>138</b>	11.4	7.2	<b>9.9</b>



**Table 9. Band club membership by region & district, sex and percentage distribution: 2007**

Administrative area	Males	Females	Total	Males	Females	Total
				% total		
<b>MALTA</b>	<b>19,541</b>	<b>5,816</b>	<b>25,357</b>	<b>100.0</b>	<b>100.0</b>	<b>100.0</b>
<b>Malta</b>	<b>17,953</b>	<b>4,823</b>	<b>22,776</b>	<b>91.9</b>	<b>82.9</b>	<b>89.8</b>
<b>Gozo and Comino</b>	<b>1,588</b>	<b>993</b>	<b>2,581</b>	<b>8.1</b>	<b>17.1</b>	<b>10.2</b>
Southern Harbour	3,711	569	<b>4,280</b>	19.0	9.8	<b>16.9</b>
Northern Harbour	3,761	403	<b>4,164</b>	19.2	6.9	<b>16.4</b>
South Eastern	5,560	2,576	<b>8,136</b>	28.5	44.3	<b>32.1</b>
Western	2,974	868	<b>3,842</b>	15.2	14.9	<b>15.2</b>
Northern	1,947	407	<b>2,354</b>	10.0	7.0	<b>9.3</b>
Gozo and Comino	1,588	993	<b>2,581</b>	8.1	17.1	<b>10.2</b>

**Table 10. Persons on band committees by region & district, sex and percentage distribution: 2007**

Administrative area	Males	Females	Total	Males	Females	Total
				% total		
<b>MALTA</b>	<b>1,485</b>	<b>214</b>	<b>1,699</b>	<b>100.0</b>	<b>100.0</b>	<b>100.0</b>
<b>Malta</b>	<b>1,342</b>	<b>200</b>	<b>1,542</b>	<b>90.4</b>	<b>93.5</b>	<b>90.8</b>
<b>Gozo and Comino</b>	<b>143</b>	<b>14</b>	<b>157</b>	<b>9.6</b>	<b>6.5</b>	<b>9.2</b>
Southern Harbour	277	30	<b>307</b>	18.7	14.0	<b>18.1</b>
Northern Harbour	450	42	<b>492</b>	30.3	19.6	<b>29.0</b>
South Eastern	346	80	<b>426</b>	23.3	37.4	<b>25.1</b>
Western	174	34	<b>208</b>	11.7	15.9	<b>12.2</b>
Northern	95	14	<b>109</b>	6.4	6.5	<b>6.4</b>
Gozo and Comino	143	14	<b>157</b>	9.6	6.5	<b>9.2</b>

**Table 11. Band club expenditure: 2005-2007**

Type of expenditure	2005		2006		2007	
	€	%	€	%	€	%
Remuneration of <i>bandisti</i>	973,815	40.0	1,033,768	37.5	1,042,147	40.0
Musical programmes	204,295	8.4	194,875	7.1	201,724	7.8
Training programmes	134,430	5.5	110,468	4.0	97,668	3.8
Administrative expenditure	349,325	14.3	437,030	15.8	419,314	16.1
Acquisition of instruments	87,365	3.6	97,940	3.5	86,544	3.3
Other expenditure	687,159	28.2	885,155	32.1	754,937	29.0
<b>Total expenditure</b>	<b>2,436,389</b>	<b>100.0</b>	<b>2,759,236</b>	<b>100.0</b>	<b>2,602,334</b>	<b>100.0</b>

**Table 12. Expenditure by region and district and type**

Administrative area	Remuneration of <i>bandisti</i>			Musical programmes		
	2005	2006	2007	2005	2006	2007
<b>MALTA</b>	<b>973,814</b>	<b>1,033,768</b>	<b>1,042,147</b>	<b>204,295</b>	<b>194,874</b>	<b>201,723</b>
<b>Malta</b>	<b>845,517</b>	<b>907,320</b>	<b>905,525</b>	<b>189,268</b>	<b>184,962</b>	<b>188,633</b>
<b>Gozo and Comino</b>	<b>128,297</b>	<b>126,448</b>	<b>136,622</b>	<b>15,027</b>	<b>9,912</b>	<b>13,090</b>
Southern Harbour	250,311	292,585	283,655	46,429	60,986	48,205
Northern Harbour	177,504	197,387	208,507	54,721	50,062	73,322
South Eastern	208,897	192,250	191,973	45,327	43,017	33,474
Western	105,395	117,206	113,849	16,932	16,501	15,990
Northern	103,410	107,892	107,541	25,859	14,396	17,642
Gozo and Comino	128,297	126,448	136,622	15,027	9,912	13,090

Administrative area	Training programmes			Other expenditure (including administrative)		
	2005	2006	2007	2005	2006	2007
<b>MALTA</b>	<b>134,428</b>	<b>110,467</b>	<b>97,667</b>	<b>1,036,484</b>	<b>1,322,186</b>	<b>1,174,252</b>
<b>Malta</b>	<b>109,854</b>	<b>84,717</b>	<b>74,513</b>	<b>971,011</b>	<b>1,232,054</b>	<b>1,106,040</b>
<b>Gozo and Comino</b>	<b>24,574</b>	<b>25,750</b>	<b>23,154</b>	<b>65,473</b>	<b>90,132</b>	<b>68,212</b>
Southern Harbour	18,510	12,746	14,644	217,711	244,562	219,810
Northern Harbour	31,180	19,309	19,871	166,800	226,851	187,281
South Eastern	28,556	20,168	14,390	349,849	370,246	388,788
Western	19,568	15,818	14,514	127,551	221,624	188,505
Northern	12,040	16,676	11,094	109,100	168,771	121,656
Gozo and Comino	24,574	25,750	23,154	65,473	90,132	68,212

**Table 13. Band club income: 2005-2007**

Type of income	2005		2006		2007	
	€	%	€	%	€	%
Donations	792,044	31.2	884,307	34.0	800,656	31.2
Advertisements	257,157	10.1	259,348	10.0	276,022	10.8
Other services	470,405	18.5	451,199	17.3	481,320	18.8
Other income	1,022,345	40.2	1,006,662	38.7	1,004,876	39.2
<b>Total income</b>	<b>2,541,951</b>	<b>100.0</b>	<b>2,601,516</b>	<b>100.0</b>	<b>2,562,874</b>	<b>100.0</b>

**Table 14. Band club income and expenditure: 2007**

	€
<b>Total running expenditure</b>	<b>2,602,334</b>
Remuneration of bandisti	1,042,147
Musical programmes	201,724
Training programmes	97,668
Acquisition of instruments	86,544
Other expenditure	1,174,251
<b>Total income</b>	<b>2,562,874</b>
Donations	800,656
Advertisement	276,022
Other services	481,320
Other income	1,004,876
<b>Income less expenditure</b>	<b>-39,460</b>

## **Methodological Notes**

1. This survey on band clubs was conducted exhaustively, i.e. aimed at 100 per cent coverage. All band clubs in Malta and Gozo were surveyed - 92 in total.
2. The global response rate for this survey stood at 62 band clubs, or 67.4 per cent of the total.
3. Missing data was imputed by re-contacting all the respondents. In the cases where the respondent was no longer reachable, the data were imputed by the application of valid mathematical algorithms.
4. Time series data was also revised further to the provision of new data which was made available during the past two years.
5. The data in this release should be considered as final, although it may be subject to minor revisions in the future.

## NUTS classification

The Nomenclature of Territorial Units for Statistics (NUTS) is a common classification that is used to provide a single uniform breakdown of territorial units for the production of regional statistics with regard to the European Union. It was adopted on 26 May 2003 by means of a Regulation<sup>1</sup> of the European Parliament and of the Council.

<sup>1</sup> (EC) No. 1059/2003

<b>NUTS levels</b>					
Administrative area	I (National)	II (National)	III (Regional)	IV (District)	V (Locality)
<b>MALTA</b>	x	x	x	x	x
Malta			x		
Gozo & Comino			x		
Southern Harbour				x	
Northern Harbour				x	
South Eastern				x	
Western				x	
Northern				x	
Gozo & Comino				x	

### COMPOSITION OF DISTRICTS - NUTS level V

**Southern Harbour:** Valletta, Birgu, Isla, Bormla, Żabbar, Fgura, Floriana, Kalkara, Luqa, Marsa Paola, Santa Luċija, Tarxien, Xgħajra.

**Northern Harbour:** Qormi, B'Kara, Gżira, Hamrun, Msida, Pembroke, Pietà, San Ġiljan, San Ġwann, Santa Venera, Sliema, Swieqi, Ta' Xbiex.

**South Eastern:** Żejtun, B'Bugia, Gudja, Għaxaq, Kirkop, M'Scala, M'Xlokk, Mqabba, Qrendi, Safi, Żurrieq.

**Western:** Mdina, Żebbuġ, Siġġiewi, Attard, Balzan, Dingli, Iklin, Lija, Rabat, Mtarfa.

**Northern:** Għargħur, Mellieħa, Mgarr, Mosta, Naxxar, San Pawl il-Baħar.

**Gozo and Comino:** Rabat, Fontana, G'Sielem & Comino, Għarb, Għasri, Kerċem, Munxar, Nadur, Qala, San Lawrenz, Sannat, Xagħra, Xewkija, Żebbuġ.